

SEAT SWITCH					
Pos	CKT	GA	COL	Type	Term
1	21	18	TAN/ORG	GXL	2062573
2	17	18	TAN/RED	GXL	2062573

SEAT SWITCH
3145117

NEUT SW
3073872

NEUT SW						
Pos	CKT	GA	COL	Type	Term	Term. Mat.
A	22	18	TAN/YEL	GXL	2062573	-
B	20	18	TAN/RED	GXL	2062447	INIB

ATTACH AFTER INSPECTION
2 PLACES

LIGHT OPT CAP
3010973

LIGHT OPT ...		
Pos	CavPlug	Term
A	2010300	
B	2010300	

DECK LIFT OPT CAP
3010717

DECK LIFT ...		
Pos	CavPlug	Term
A	2010300	
B	2010300	
C	2010300	

NEUT SW 2
3073872

NEUT SW 2						
Pos	CKT	GA	COL	Type	Term	Term. Mat.
A	18	18	TAN/RED	GXL	2062573	-
B	20	18	TAN/RED	GXL	2062447	INIB

LIGHT OPT						
Pos	CKT	GA	COL	Type	Term	Seal
A	10	16	BLK	GXL	2010182	2015323
B	24	16	RED/BLU	GXL	2010182	2015323

DECK LIFT OPT
3015793

DECK LIFT OPT							
Pos	CKT	GA	COL	Type	CavPlug	Term	Seal
A	34	14	RED/BLK	GXL	-	2010182	2010293
B	35	14	BLK/RED	GXL	-	2010182	2010293
C	-	-	-	-	-	2010300	-

GND
2106010

GND					
Pos	CKT	GA	COL	Type	Term
1	6	10	BLK	GXL	2106010

START
2155216

START					
Pos	CKT	GA	COL	Type	Term
1	31	18	RED/BLK	GXL	2155216

ENG
3100704

ENG					
Pos	CKT	GA	COL	Type	Term
1	33	14	RED	GXL	2300218
2	13	18	GRN	GXL	2300218
3	12	18	ORG/GRN	GXL	2300218
5	32	18	YEL/BLK	GXL	2300218

AUX POS					
Pos	CKT	GA	COL	Type	Term
1	3	14	BLU	GXL	2155214

AUX POS
2155214

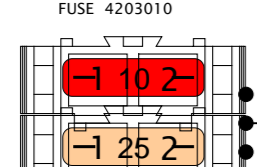
AUX NEG					
Pos	CKT	GA	COL	Type	Term
1	9	14	BLK	GXL	2155214

AUX NEG
2155214

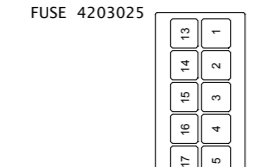
ATTACH FUSES AFTER INSPECTION

AUX FUSE					
Pos	CKT	GA	COL	Type	Term
1	3	14	BLU	GXL	2180007
2	1	14	RED	GXL	2180007

AUX FUSE
4211201



CONTROLLER
4211200



CNTRL
3112245

CNTRL					
Pos	CKT	GA	COL	Type	Term
1	12	18	ORG/GRN	GXL	2310039
2	11	18	BLK	GXL	2310039
3	14	16	RED/BLK	GXL	2310078
5	15	16	BLK/RED	GXL	2310078
6	16	18	TAN/RED	GXL	2310039
7	24	16	RED/BLU	GXL	2310078
8	4	16	RED	GXL	2310078
9	25	16	ORG/BLK	GXL	2310078
10	26	16	ORG/BLK	GXL	2310078
11	28	16	BLK/ORG	GXL	2310078
12	7	16	BLK	GXL	2310078
13	31	18	RED/BLK	GXL	2310039
14	32	18	YEL/BLK	GXL	2310039
18	23	18	TAN/GRN	GXL	2310039
19	22	18	TAN/YEL	GXL	2310039
20	5	16	RED	GXL	2310078
21	21	18	TAN/ORG	GXL	2310039
22	13	18	GRN	GXL	2310039
23	29	16	BLK/ORG	GXL	2310078
24	8	16	BLK	GXL	2310078

SPL-6			
Pos	CKT	GA	COL
L	34	14	RED/BLK
R	14	16	RED/BLK

SPL-2			
Pos	CKT	GA	COL
L	19	18	TAN/RED
R	16	18	TAN/RED
R	17	18	TAN/RED
R	18	18	TAN/RED

SPL-7			
Pos	CKT	GA	COL
L	35	14	BLK/RED
R	15	16	BLK/RED

SPL-1			
Pos	CKT	GA	COL
L	6	10	BLK
L	10	16	BLK
R	9	14	BLK
R	7	16	BLK
R	8	16	BLK
R	11	18	BLK

SPL-3			
Pos	CKT	GA	COL
L	27	16	ORG/BLK
R	25	16	ORG/BLK
R	26	16	ORG/BLK

SPL-4			
Pos	CKT	GA	COL
L	30	16	BLK/ORG
R	28	16	BLK/ORG
R	29	16	BLK/ORG

CLUTCH
3109777

BRAKE SW						
Pos	CKT	GA	COL	Type	Term	Term. Mat.
A	23	18	TAN/GRN	GXL	2062573	-
B	19	18	TAN/RED	GXL	2062447	INIB

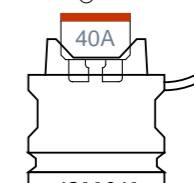
BRAKE SW
3073872

3/8 RING

LABEL - 7210921
ELECTREX, INC.
486-0009-00
RZ/RZ PRO
REV -
DATE

ATTACH FUSE IN BUILD

FUSE
4203040



BATT 12V
2105110

BATT 12V					
Pos	CKT	GA	COL	Type	Term
1	9001	10	RED	GXM	2105110

NOTES:

- Harness covering is BRAID
- Harness dimensions are to back of connector or terminal.
- Connectors shown from wire entry end, unless noted.

Length Tolerances	
Unless Otherwise Specified:	
< 6.0"	+0.50 -0.25"
6.0" to 36.0"	+1.00 -0.50"
36.0" to 72.0"	+2.00 -1.00"
> 72.0"	+3.0% -1.5%

Customer:	Intimidator Inc.	Rev:-
Cust. P/N:	486-0009-00	
DWG Title:	RZ/RZ Pro Hrns	
Our P/N:		Pg: 1 Of: 1
Date:	Tuesday, September 25, 2018 8:00:53 PM	
Modified By:		VCN001