

Dear NWH Families~

Let me begin by saying how much we miss all of our NWH students and families. Although we have never been in this unique situation before, the MHPS family of students, parents, educators, county and community leaders, and all other stakeholders have quickly risen to the occasion, as usual! We would like to thank everyone for your kindness and support!

As you know, NWH faculty and staff are here to serve our most important assets - your children! The next few weeks will not be easy. There will be mistakes, problems, and concerns along the way. However, there will be more successes, hope, laughter, fun, and purpose! We understand many of you are still working and have several children to help, financial concerns, health issues, etc. We are here to patiently support our students and you throughout this challenging time. Please do not stress over the school work via distance learning or printed packets. Frustrations are high due to our circumstances and we don't want to increase the stress on our families.

Our shared goal in this moment where the landscape is constantly shifting, is to ensure student engagement, reinforce skills, and prevent learning loss. We are going to provide schoolwork to keep our students' minds moving forward. But you are the parents and they are with you, so you have control to adjust as needed for your child/children. Again, contact your teacher via email or your class' communication platform if you need help. We also ask for your patience and understanding as we travel this new territory, too. Our teachers and administrators are working long hours from home while dealing with their new, but temporary, normal.

Our Learning Grids are available as options for your child. We ask that 3-5 literacy options and 2-4 math options be chosen weekly, whether it is off of the grids or from assignments your teacher has given you. Feel free to use several of the options multiple times, for example, you could do iStation every day. We have found that creating a schedule works well for the kiddos. The schedule might include breakfast time, literacy time, quiet time, math time, lunch time, outside play time, read a book time, chore time, etc. Again, if you have any questions or concerns please reach out to your teacher. If your child receives services from Mrs. Jeri Dotson jdotson@mhbombers.com or Mrs. Kimberly Ritenburg kritenburg@mhbombers.com, please contact them for ways they can support your student's learning.

If I can be of service to you, please do not hesitate to email me at lcramton@mhbombers.com.

Stay well,

Laurie Cramton, NWH Principal

NAME: _____

SECOND GRADE AMI Week of March 30-April 17

LITERACY CHOICES Please do both parts 1 and 2.



Choose three to five activities this week from each part below. Make sure you keep your work organized by putting the date you do the activity on your paper and keeping your completed assignments in one spot so that when we return to school your teacher can check them.

PART 1 - read for at least 20 minutes each day

<p>Read online with Epic Student Log In Or storylineonline.net. Storyline Online</p>	<p>Go to Mrs. Steiner Reads on youtube. Mrs. Steiner Reads</p>	<p>Listen to an author read his/her book to you! Author's read</p>	<p>Read a book of your choice. Reading Response Options Parents, you can use these strategies to work on comprehension.</p>
--	--	--	--

PART 2 - choose 3 to 5 activities this week

TECHNOLOGY	READING	WRITING	GRAMMAR
<p>Log on to Istation and click on the assignment icon. Choose the reading AMI day and complete the assignments listed for that day. This choice may be used more than once. ISTATION</p>	<p>Read a non-fiction book. Write the main idea and 2 details that support the main idea. Make sure you write complete sentences and use correct capitalization and punctuation.</p>	<p>Start an "I Survived the Corona19 Pandemic Journal." Write about your experiences. How do you feel about no school? What are you doing with your time? Keep this journal and add to it each week as part of your AMI work.</p>	<p>Choose 15 words. Sort the words as nouns, verbs, adjectives, adverbs. Use at least two of the words in complete sentences.</p>


More Choices on the next page;



TECHNOLOGY	READING	WRITING	GRAMMAR
<p>Connections Auditory Drills for review: Lessons 1-10 Lessons 10-20 Lessons 20-30</p>	<p>Write the author, title, and a brief summary (beginning, middle, end) for the book you read today.</p>	<p>Think of an activity you enjoy. (maybe baking cookies, or building a lego tower) Write the steps in sequential order. Write complete sentences. Use the words, first, next, then, and last.</p>	<p>Choose 15 words that you can add a prefix or suffix to. Write your new word and the meaning. Choose from these: mis-, pre-, re-, un-, -ist, -er, -en, -ish, -ed, -ing. Use at least two of the words in complete sentences.</p>
<p>Do 30 minutes on MobyMax reading. Sign In</p>	<p>Read any book. Create a poster advertising the book and try to convince others to read it too.</p>	<p>Write an imaginative story about any place in the world. Be creative! Have FUN!</p>	<p>Write a list of synonyms, and antonyms, Create a picture book for your list or write sentences with your list.</p>
<p>Heggerty at home: Heggerty at home videos</p>	<p>Compare a book with the video version. Which did you like best ? Why?</p>	<p>Write an opinion paragraph . For example: I think sharks are dangerous. Add detail sentences telling why you think this way.</p>	<p>Write a list of homophones. Create a picture book for your list or write sentences from your list.</p>

[Reading at Home](#)

NAME: _____



SECOND GRADE AMI Week of March 30-April 17

MATH CHOICES Please do both parts 1 and 2

Choose two to four activities this week from each part below. Make sure you keep your work organized by putting the date you do the activity on your paper and keeping your completed assignments in one spot so that when we return to school your teacher can check them.

PART 1 - complete 3 or more fluency activities this week

Practice addition facts through 20 for 5-10 minutes Basic Addition and Subtraction Facts:	Practice subtraction facts through 20 for 5-10 minutes	Practice mixed addition and subtraction facts for 5-10 minutes	Skip count by 10 starting at 52. Count up to 202.	Skip count backwards by ten. Start at 253 and go down to 53.
--	--	--	---	--

PART 2 - complete 2-4 activities this week



TECHNOLOGY OPTIONS	ADDITION AND SUBTRACTION	OTHER SKILLS
Log on to Istation and click on the assignment icon . Choose the math AMI day and complete the assignments listed for that day. This choice may be used more than once. ISTATION	Write an addition word problem using 2 three-digit numbers. <u>Solve your problem. Show your work.</u>	Think of a total between \$1.50 and \$2.50. How many different combinations of coins can you use to make it? Draw and label the coins. <u>You must show at least 4 ways.</u>
Go to Mobymax Math for 30 minutes. https://www.mobymax.com/signin	Write a subtraction word problem using 2 three-digit numbers. <u>Solve your problem. Show your work.</u>	Work with an adult to follow a recipe that uses fractions (ie. ½ cup milk) Tell me what you made :)
MORE CHOICES ON THE NEXT PAGE.....		



TECHNOLOGY OPTIONS	ADDITION AND SUBTRACTION	OTHER SKILLS
<p>Go to I-READY Math for 30 minutes.</p> <p>Log in to I-Ready</p>	<p>Add 2 sets of three digit numbers and subtract 2 sets of three digit numbers. Numbers: This will total 4 math problems.</p> <p><u>SHOW YOUR WORK</u></p>	<p>Ask your parents for a handful of coins. Trace and label the coins. Add up how much they equal. Imagine you spend some of the coins. Write a word problem telling what you spent. <u>Solve your problem.</u> <u>Show your work.</u></p>
<p>Splash Learn</p>	<p>Write an addition word problem using 3 or more two-digit numbers.</p> <p><u>Solve your problem. Show your work.</u></p>	<p>Create a drawing using 2 dimensional shapes (squares, circles, triangle, rectangles, etc.) Label the shapes.</p>

Optional Specials

Complete each special area assignment this week.

Library	Art	Music	PE
<p data-bbox="203 520 483 730">Please click on this popular second grade library book for your library lessons.</p> 	<p data-bbox="513 520 800 695">Click the artwork for second grade art lessons for each of the next three weeks.</p> 	<p data-bbox="824 520 1109 1549">The main curriculum resource that we use for music classes at NWH, Quaver's Marvelous World of Music, is available online for free. Daily music lessons and music making activities will be posted on the QuaverMusic.com website. Besides working through the online music lessons, your child can explore Quaver's Marvelous World of Music on their own. There are countless music learning activities available on the QuaverMusic website. You will need to use a unique "Quaver Code" to access the lessons for NWH students posted online. This code is BXBB8. This code is used to connect your child's Quaver student account to the NWH Quaver account. Below you will find a link to a short YouTube video tutorial on how to set up a free Quaver Student account. These instructions are also available as a PDF file you can download and print.</p> <p data-bbox="824 1549 1109 1612">Video Instructions: Free Quaver Account</p> <p data-bbox="824 1644 1109 1707">PDF: Free Quaver Account</p>	<p data-bbox="1133 520 1417 867">If you would like to be invited to Coach Low's Google Classroom, you can email him at jlow@mhbombers.com and he will be able to add you so you can access all of his lessons through that platform. Or you can click here: PE Activities from Coach Low</p>

OPTIONAL SCIENCE , SOCIAL STUDIES, AND OTHER FUN THINGS

Teaching Remotely for Grades K - 12 Free Resources and Strategies	Disney Movie Activity Links	Backyard Scavenger Hunt	GoNoodle: Home	Schoolhouse Rock
National Geographic Kids	ScratchJr - Home	How to make soap	Hero Maker	Activities San Diego Zoo
<p>Make a collage - gather things around the house to make a collage (leaves, buttons, rocks, torn paper - but no toilet paper 😊) Be creative and use your imagination!!</p>	<p>Take a virtual tour of a museum or historical site. Write about it, be sure to tell what you toured and 2 interesting things you learned. Some websites are:</p> <p>https://m.youtube.com/watch?v=9Qe5RqyMNhc</p>	<p>MAKE SURE YOU DO THIS ON A BAKING SHEET! Create a "Volcano" with an empty cup. Fill the cup about 1/3 full of vinegar. Add baking soda. Step back and watch!</p>	<p>Typing Club Username: first name and first initial of last name Password: nwh123</p>	<p>Make a reading fort and read inside!</p>
<p>Play a board game or card game with your family.</p>	<p>20 Virtual Field Trips to Take with Your Kids</p>	<p>Find a safe, kid friendly experiment you can do at home! Kids Science Experiments Science Experiments for Kids</p>	<p>WATCH A BRAINPOP JR. VIDEO BrainPOP Jr. Username and password are: NWH12</p>	<p>TURN OFF THE LIGHTS AND READ WITH A FLASHLIGHT!</p>

FROM MRS. SABO:

Resources for Parents:

- [How to Talk to Your Kids About Coronavirus](#)
- [Personal, Mental, and Emotional Health](#)
- [Things To Do While You're Stuck at Home Because School is Closed](#)
- [22 Interesting Non Tech Activities To Do With Your Kids This Summer](#) (these are wonderful activities not just for summer but for anytime - some examples are...)
 - Cook a meal together.
 - Go on a neighborhood adventure.
 - Build a puzzle together.
 - Eat a meal by candlelight.
 - Give them chores.
 - Have a family picnic.
 - Take a bike ride.
 - Look through old family albums together.
 - Go outside and take family photos.
 - Make a chalk picture in your driveway using sidewalk chalk.
 - Hike through the woods.
 - Play a game of Charades.
 - Do a family art project.
 - Go fishing.
 - Have a treasure hunt.
- Two activities to help decrease a child's anxious thoughts/worries and create a safe place to keep them. Have your child make a "worry jar" or "worry beads"
 - "worry jar" - 1) draw a jar on a piece of paper 2) he/she can draw/write worries in the jar
 - "worry beads" - 1) draw a string of beads 2) label each bead with a worry 3) color the beads with the biggest worries

After finishing either activity - share with them - "Now, instead of carrying all of your worries around in your head, you can store them right here on the paper." When discussing these worries - encourage your child to use his/her words.
- Have fun when praising your child! Try the "Cowpoke Cheer" - swing your hand over your head in a circular motion like a lasso and yell, "YEEHAW" or the "Firework Cheer" - Rub hands together and make a sizzle sound. Keeping hands together, 'shoot' hands above the head (like fireworks going off), CLAP, and say "Ooh, Ahh!"
- [Empowering Parents](#) - Arkansas PBS
- [Bridging the Digital Gap - What is Available .pdf](#) - Internet information
- [MKE Kids' Resources & Activities](#) - Overwhelmed by all the ideas? This website offers a Google sheet with lists of websites by subject! Continue scrolling down for other resources such as "creating homeschool schedules" and "easy science activities".

Fun for Kids:

- [Daniel Tiger: Life's Little Lessons](#)
- <https://wedolisten.org> - Howard B. Wigglebottom (lessons on manners, listening, etc.)
- [The Yucky Bug](#) video - Julia Cook's book about a virus
- Make a "Challenge Board" - Draw a grid with spaces (you decide the number of spaces) and in each space write something you can do - (help a family member without asking, journal about your feelings, goals, etc.)
- Make a "Gratitude Tree" - Draw a tree with leaves. On each leaf - write down something you are thankful for...
- Keep a "Happy Memory" journal - think about happy memories (for example - something you have done or places you have visited - something that made you smile). Close your eyes and picture the

details - the colors and shapes, sounds, smells, and people that were part of this happy memory. Draw or write about the memory in a journal or just a piece of paper. Remember revisiting a “happy place” will help you when you feel sad, discouraged or help you calm down.

- Write about the community helpers who are making a difference while we are out of school. List at least 2 helpers, what their job is, and how they help our community.
- Remember ways we S.O.A.R. ---- Write down ways you are being **S**afe, resp**O**nsible, **A**ccepting of others/showing kindness and **R**espectful at home!
- Have family members share a special memory they have when they were your age!
- [25 exercise/games for kids](#) - Activities to get kids moving!
- [Youthlight](#) - Youthlight will be providing free “life skills” resources. New lessons on different topics each week. A box will pop up when you go to the website - click on it to gain access to the lessons.

If you have any questions or concerns - please email me at dsabo@mhbombers.com

