


Baby Bomber



Buzz

2019-2020

Mountain Home Kindergarten
Parent Guide



welcome to Kindergarten

Listed below are a few key points that you will need to remember to help your year at the Kindergarten go smoothly

1. Car riders must use the front circle drive only. School doors open at 7:30 a.m. and car riders will be dismissed at 3:00 p.m. Teachers will load your child into your car.
2. Students **MUST** wear bus and car tags everyday from August 14th - Labor Day. During that time children will need to memorize their bus numbers.
3. If you visit the school at any time, you **MUST** bring your Driver's License and/or have your issued visitor's badge with you and check in at the office. This is for your children's safety. You will be required to wear a badge.
4. If your child needs medicine at school, it will be administered by the school nurse. It must be labeled, include a medication form, and dropped off by a parent. (See Student Handbook)
5. Please **DO NOT** let your child bring toys, candy, or other objects to school in their backpacks that they could take out during car or bus loading.
6. **FOR ANY CHANGES IN TRAVEL YOU MUST SEND A NOTE OR CALL THE OFFICE BEFORE 1:30 p.m.**



Mountain Home Kindergarten

Janet Wood, Principal
1310 Post Oak Road
Mountain Home, AR 72653
870-425-1256
Fax: 870-425-1090

New Student Information

Things you may want to know...

- First day of school: Wednesday, August 14th
- Transportation: 870-425-1240
- Food Service: 870-425-1225
- MHK Kitchen: 870-425-1245

Bell Schedule

Grade	First Bell	Tardy Bell	Lunch	Dismissal Bell
Kindergarten	7:55 a.m.	8:00 a.m.	10:45-12:30	3:00 p.m.

*The doors open at 7:30 a.m. when you may drop off your child. Please be patient the first two weeks of school as we will be working diligently to get your child to their proper place. **Car lines** may be long until this process is worked out, especially in the afternoon. **Bus riders** may be getting home later during the first day or two of school. With new little faces and children sometimes timid to tell their names, it can cause delays in getting the right child to the right place. Please know that we are trying our best to take care of each child in the safest manner we know how. We appreciate your patience and understanding in this process.*

Mountain Home Kindergarten

Code of Conduct for All Students

Respect is learned, earned and returned at MHH!

Respect Yourself
Respect Each Other
Respect This Place

Classroom Rules


- Use your inside voice.
- Keep hands, feet and any other objects to self.
- Be in your chair or carpet seat ready to begin when asked.
- No interrupting the teacher or talking during work time.
- Ask to go to the bathroom and get a drink.
- Never leave the room without permission.
- Absolutely no bullying.

Playground Rules

- Keep hands, feet and any other objects to self. This includes sticks, rocks, walnuts, and mulch.
- Stay with class. Do not leave the playground area without permission.
- Respect and follow the directions of the staff members on duty.
- Slide down the slide with feet first and on your bottom.
- Do not walk behind or in front of the swings.
- Do not push others in the swings.
- Do not play with stray animals.
- If playground is muddy, stay out of mud puddles.
- Stand in line off of the sidewalk.
- All school rules apply to playground usage area.

Cafeteria Rules

- Use and inside voice.
- Sit facing tray.
- Do not get out of your seat unless an adult gives you permission.
- Raise hand for help.
- Keep hands feet and any other objects to self.
- Do not share food or drinks with others.
- Never throw or play with your food.
- Wait to be dismissed by a teacher.
- Walk to put away your tray and walk to red line.
- Food prepared by the school may not be taken from the cafeteria.


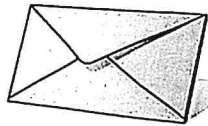


School Lunch Information



- Breakfast - FREE for all Kindergarten Students
- Lunch - \$2.25 per day (\$11.25 per week)
- Milk - \$.35 per carton if your child brings a lunch (Milk is included in the price of a tray)
- Lunch for Visitors - \$2.25 Breakfast / \$3.50 Lunch

Any time that you send money to school,
please send it in an envelope with your
Child's Name, Teacher's Name, Amount, and Purpose
written on the front of the envelope.



Snacks


We encourage parents to help with snacks in their child's classroom at kindergarten. We will send home a snack calendar and weekly reminders. If you are unable to contribute or you realize you have forgotten your child's snack day, don't panic. We will always keep extra snacks for the class. PLEASE send the forgotten snacks the next day to replace the snacks used.

Health Laws will not permit homemade treats. We suggest that you select snacks that are low in sugar and preservatives such as:

Packets of cheese and crackers,
String cheese, grapes, raisins,
Vanilla wafers, Granola or cereal bars,
Animal crackers, graham crackers, pretzels, pudding cups,
Teddy Grahams, Cheez Its, Yogurt, bag of carrots, fruit snacks

Please remember to send cups and/or napkins that would be needed to serve your snack. At the beginning of kindergarten, when the weather is hot, the kids usually prefer a drink instead of a dry snack. If you wish to send both, that will be great! Popsicles, (fruit juice only) are also good to send during the hot weather!

Your child's snack day will be scheduled as close as possible to his/her birthday. We love to celebrate birthdays! According to US Department of Agriculture snack restrictions, we cannot serve cakes or cupcakes. Possible alternatives: muffins, pizza, frozen yogurt, low-fat ice cream, popsicles (fruit juice only).

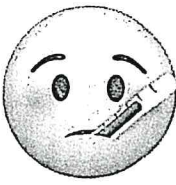







Nurse Ashley's Tip Sheet

- The school has some clothes on hand in case of accidents, but it helps a lot if parents send a pair of pants and underwear (in a zip-lock bag with student's name) to be kept in the student's backpack.
- School policy states students should be fever free for 24 hours before returning to school.
- Over-the-counter or prescription medication needs to be brought into the office by a parent/guardian, it cannot be transported to school in a backpack.
- Screenings and Clinics:
 - September – Vision and Hearing Screenings
 - October 8th – Flu Clinic (1:30 p.m.)
 - February – BMI screenings

If you have any questions or concerns, please don't hesitate to call 870-425-1256

I need to stay home if...

I have a FEVER	I am VOMITING	I have DIARRHEA	I have HEAD LICE	I have an EYE INFECTION	I have been in the HOSPITAL
					
Temperature is 100 or higher	Within the past 24 hours	Within in the last 24 hours	Active head lice.	Redness, itching, and/or "crusty" drainage from eye.	Hospital stay and/or ER Visit


I can return to school when...

Fever Free for 24 hours without the use of fever reducing medication.	Free from vomiting for at least 24 hours without the use of medication.	Free from diarrhea for at least 24 hours without the use of medication.	Treated with appropriate lice treatment at home and proof is provided to the nurse.	Eye has returned to normal or have a note from doctor to return to school.	Released by medical provider to return to school.
---	--	--	--	---	---


WHAT WE LEARN IN KINDERGARTEN

Language Arts


- Print first and last name
- Recognize and identify capital and lower-case letters
- Know the parts of a book (front, back, title page, author)
- Recite simple nursery rhymes and finger plays
- Make rhyming words from spoken words
- Learn to read and write from left to right and top to bottom
- Know that letters make words, words make sentences and sentences make stories
- Recognize some of the most common words by sight (the a, I, you, my)
- Use beginning sounds and some high frequency words to write simple stories
- Speak in complete sentences



Mathematics



- Write and count numbers from 0-20
- Count the number of objects and match with the correct written number
- With help, understand addition and subtraction
- Recognize basic shapes (squares, circles, rectangles)
- Sort objects (color, size, shape)
- Identify coins (pennies, nickels, dimes quarters)
- Learn that clocks measure time and rulers measure length
- Recognize different ways of measuring time (weeks, months)
- Identify number words, (zero to ten)
- Know the meaning of "more than" and "less than"
- Understand a simple graph
- Can create patterns
- With help, solve simple work problems



- Learn by watching and gathering information from surroundings
- Identify body parts(hands, feet, head, legs, arms)
- Identify the five senses(hearing, seeing, smelling, tasting, touching)
- Know the difference between living and no-living things
- Identify farm animals, zoo animals, house pets and wild animals
- Identify parts of a plant(flower, leaves, root, stem)
- Identify basic life needs (water, food air)
- Recognize months and season,
- Know the difference between solids and liquids
- Group objects by size, shape and color.

Social Studies




- Learn to follow classroom/school rules
- Discover differences and similarities in people, places and communities
- Identify changes in people, places and communities
- Practice good citizenship and good manners
- Identify “wants” versus “needs”
- Learn how to share, compromise and solve problems

NO INVITATIONS TO PARTIES

Students, parents and teachers **ARE NOT** allowed to pass out invitations to one or more children on school property. We cannot have any exceptions to this rule.

Thank you for your understanding,


Mrs. Janet Wood, Principal



ATTENTION CAR RIDERS!

Please follow these car loading rules to ensure each child's safety, steady traffic flow through car line, and fairness to all those patiently waiting in line.

- Hang your car sign on a plastic, double clip, pant/skirt hanger and display it from your rearview mirror (facing away from you so that we can read it) NOT on the dash, lower portion of window or side window. Make sure to have it displayed from the mirror before you turn into our drive. We'll be able to see the name from a distance and call for your child to have them waiting. Leave the sign up until after your child has loaded your vehicle and you are exiting the pick up line. If you do not have your school issued car sign, please be prepared to show your photo ID. Example of hanger:



- Always enter the car line from 13th street. Please do not try to merge into the driveway by cutting in line.
- Do not park your car and walk up to get your child. This causes confusion and is unfair to those waiting in line.
- If your child is unable to buckle their own seatbelt after loading, please pull forward to the end of the parking lot to assist them so that we can continue to load students and keep the line moving.
- If you do not have or lose your car sign, please notify your child's teacher to request one.
- If you need to pick up your child early for an appointment, please have them picked up in the office by 2:30.
- State Law prohibits the use of cellphones in school zones.
- We begin dismissing car loaders at 3:00 each day.
- Please use your car sign all year.

Please be patient during the first week or two of school in car line. Everything is new to the children and it takes much longer than normal. Things will get faster as the children learn the routine. You can help make our car line flow smoothly by following the rules above. As a friendly reminder, all transportation changes need to be called in to the office by 1:30. We appreciate your cooperation!

Updated 5/19